



PRODUCT CATALOG

— HIGH DENSITY POLYETHYLENE PETRODUCT™ —



WE RECYCLE 100% OF OUR SCRAP

■ About Us

Petroflex was founded in 1983 by Pete and Susie Shauf and has grown into a leading extruder of high-density polyethylene (HDPE) duct and accessories. Serving industries such as irrigation, electric utility, telecommunications, data/voice, renewable energy (wind & solar), and cable television, Petroflex operates with a strong commitment to quality and innovation.



Our products are distributed through a trusted network of wholesale distributors. To ensure consistent quality and supply, Petroflex operates its manufacturing facilities 24 hours a day, seven days a week.

Unified for Growth

In December 2023, Petroflex became a part of Arcane Industries, expanding its capabilities within a company that also specializes in injection molding.

As part of Arcane Industries, Petroflex continues its legacy of innovation, reliability, and excellence in the extrusion industry, now with the added advantage of expanded manufacturing expertise and resources.

■ Locations

Corporate Office

4005 N. Rodney Paraham Rd.
Little Rock, AR 72212

Prairie Grove

Injection Molding & Small Scale Extrusion
126 N. Industrial Park Rd.
Prairie Grove, AR 72753

Harrison

Injection Molding
305 Industrial Park Rd.
Harrison, AR 72601

Wichita

Injection Molding & Tooling
2810 S. West St.
Wichita, KS 67217

Gainesville

Extrusion
1305 N. I-35
Gainesville, TX 76240



TABLE OF CONTENTS

04. Conduit Typical Properties

06. Special Options

07. General Specifications

08. UL Listed Conduit

10. Smoothwall Petroduct™

14. Corrugated Petroduct™

15. Toneable Petroduct™

16. Large Diameter Petroduct™

18. Petrорib™

20. Cableguard

22. Propull™ Lube

24. Pull Tape & Trace Tape

25. Missile Line Carrier & Terminal Adapters

26. E-LOC ® & Double E-LOC ® Couplings

Conduit

High Density Polyethylene Duct from Petroflex has been tested and proven under the most severe conditions. From extreme temperatures to abrasive and high tension applications in underground installations, HDPE from Petroflex provides quality and versatility in a wide range of uses. As a smooth and flexible duct for cable, HDPE is unequalled for ease of installation and continuous strength. Manufactured to ASTM D2239, ASTM D2447, ASTM D3035, ASTM D3485, ASTM F2160 and NEMA TC7 Specifications. Selected sizes available with UL mark.



Typical Properties

PROPERTY	TEST METHOD	UNITS	VALUE
VICAT SOFTENING TEMP.	ASTM S 1525	°F	255°
HEAT DISTORTION TEMP.	ASTM D 648	°F	172°
THERMAL EXPANSION	ASTM D 696	IN/IN/°F	1 X 10 ⁻⁴
THERMAL CONDUCTIVITY	ASTM C 177	BTU, IN/FT /HRS/°C	4.7
VOLUME RESISTIVITY	DIN 53482	Ω/CM	>10 ¹⁶
SURFACE RESISTANCE	DIN 53482	Ω	>10 ¹³
DIELECTRIC STRENGTH	DIN 53481	KV/CM	700-850

PROPERTY	TEST METHOD	UNITS	VALUE
DENSITY (BLACK)	D 1505	G/CM ³	0.955
MELTING POINT	DSC	°F	261
MELT INDEX I2.16	D 1238 (E)	GM/10 MIN.	.11
TENSILE YIELD STRENGTH	D 638	PSI	3300
ELONGATION AT BREAK	D 638 SPECIMEN I	%	800
TENS. MODULUS OF ELAST.	D 638	PSI	113.000
FLEXURAL MODULUS	D 790	PSI	136.000
VICAT SOFTENING TEMP.	D 1525	°F	255
BRITTLINESS TEMP.	D 746	°F	<---103
HEAT DISTORTION TEMP	D 648	°F	172
THERMAL EXPANSION	D 696	IN/IN/°F	1X10 ⁻⁴
ROCKWELL HARDNESS L	D 785	---	49
SHORE HARDNESS	D2240	---	68

Special Options

STRIPE DUCT

Three longitudinal stripes can be extruded on any standard size of smooth duct of any color. Stripes are approximately 1/8-inch in width (varying slightly according to the duct size). There is no additional charge for Striped Duct.

CABLE IN CONDUIT

Petroflex pre-installs cable in conduit utilizing the same stringent quality control as pre-roped and pre-taped duct. (Request P.N.A.'s technical instruction guide for C.I.C. Installation.)

SEQUENTIALLY-MARKED DUCT

Duct can be ordered with numbering or special text - such as logos - printed every two feet.

THE DATA LISTED WAS DETERMINED ON PRESS MOLDED TEST SPECIMENS, AND MAY THEREFORE DEVIATE FROM SPECIMENS TAKEN FROM PIPES.

CLASSIFICATION TYPE/CLASS/CAT.GRADE	D 1248	III/C/5/P34
CELL CLASSIFICATION	D 3350	335440
PPI RECOMMENDED DESIGNATION		PE 34

DESIGNATED TESTS ARE MADE IN ACCORDANCE WITH CURRENT ISSUES OF ASTM STANDARD TESTING METHODS. COPIES OF THESE METHODS

ARE AVAILABLE FROM THE AMERICAN SOCIETY FOR TESTING MATERIALS, 1916 RACE STREET, PHILADELPHIA, PA 19103, ON REQUEST.

Tests on Resins and Finished Duct

Since specifications vary from customer to customer, we perform in-house lab tests on resins and finished products which include, but are not limited to the following:

ASTM D3035: Polyethylene Plastic Pipe Based on Controlled Outside Diameter.

ASTM D2447: Polyethylene Plastic Pipe, Schedules 40

ASTM D2239: Polyethylene Plastic Pipe Based on Controlled Inside Diameter.

ASTM D1248: Polyethylene Plastics Molding and Extrusion Materials. (Type III, Class A, B, or C, Category 5, Grade P34).

ASTM D1693: Environmental Stress-Cracking of Ethylene Plastics. (Cond. B, F20/96 HRS.)

ASTM D1238: Flow Rates of Thermoplastics by Extrusion Plastometer.

ASTM D1505: Density of Plastics by the Density Gradient Technique.

ASTM D638: Tensile Properties of Plastics.

ASTM D3350: Polyethylene Plastic Pipe and Fittings Materials. (Cell # 335440).

NEMA TC 7: Smooth-Wall Coilable Polyethylene Electrical Plastic Duct. NOTE: This also covers other ASTM tests i.e.: Tensile, Impact etc.

ASTM D2412: Determination of External Loading Characteristics of Plastic Pipe by Parallel-Plate Loading.

ASTM D2444: Determination of the Impact resistance of Thermoplastic Pipe and Fittings by Means of a Tup.

ASTM D3485: Smooth-Wall Coilable Polyethylene Conduit for Pre-assembled Wire and Cable.

ASTM F2160: Standard Specifications for Solid Wall High Density Polyethylene (HDPE) Conduit Based on Controlled Outside Diameter (OD).

Design Considerations: Please refer to our brochure. This shows different design parameters for polyethylene pipe (i.e., Wall Crushings, Wall Buckling, etc.) as per the various SDR (wall thickness) ratings.



Our Mission Statement

*Proving Good Service Is Not Extinct With Picture
Perfect Quality Products Made In The USA.*

General Specifications for Coilable HDPE Duct

Description

The duct shall be manufactured from quality high density polyethylene. The addition of clean rework material is permissible if generated in the manufacturer's own plant. The ducts are supplied with either smooth, ribbed or corrugated walls and come in a multitude of colors. The duct shall be capable of being coiled (reeled) in continuous lengths, transported, stored outdoors and subsequently uncoiled for installation - without affecting its properties or performance.

Environmental Performance

The duct shall perform in underground and above-ground temperature range of minus 30° to 130°F without degradation of material properties. The duct specified for aerial installation shall be ultraviolet light-resistant. It shall be possible to bend the duct to a minimum (supported) radius of 10 diameters.

Workmanship

The duct shall be free of visible cracks, holes or other physical defects that would degrade its performance. It shall be as uniform as practicable in respect to overall dimensions, color, density, thickness, etc.

Color

The duct for exposed areas (black) shall have a minimum of carbon black. All other colors shall have a UV light stabilizer which will protect the duct for a minimum of 12 months in direct sunlight.

Markings

The duct shall have a durable identification showing the name or trademark of the manufacturer, duct size (i.e., 2" IPS SCH-80), date and reference code. Duct for electrical cable can be labeled with "CAUTION - HIGH-VOLTAGE" printed at regular intervals. Other special markings can be agreed upon between the buyer and seller for additional charges.

Capping

The open ends of each length of reeled duct shall be sealed by plastic caps to prevent the entrance of dirt and/or moisture.

Pull Rope & Lubricant

The duct should be equipped with a factory installed rope or tape and pre-lubed to aid in the installation of cable. The rope can be provided with varying strengths as needed for a particular installation. Check with a manufacturer for specifications.

Couplings

Couplings are available to quickly connect the duct and should be air and watertight up to 200 psi.

Packaging

The duct is provided on lightweight metal reels in maximum lengths possible with no joints or splices. This will keep coupling requirements to a minimum.

Corrosion

The duct shall be resistant to most harsh chemicals and/or protected against degradation due to oxidation or general corrosion.


Installation

The duct shall be capable of being direct buried by plowing or trenching with no special consideration to using selective backfill. The duct shall also be capable of being encased in concrete.

NOTE: HDPE conduit is manufactured by Petroflex to the dimension and requirements of ASTM F2160. Ovality (out-of-roundness) and curvature are inherent characteristics of coiled, continuous length HDPE conduit. While these conditions are normal and expected and are not a concern in most applications, some installations or applications may require "re-rounding" of the conduit. When this is necessary, ovality should be corrected in the field by processing the conduit through re-rounding and straightening equipment during installation.

■ UL Listed Conduit

Petroflex Petroduct™ UL listed smooth wall HDPE conduit is ideal for installation of cable in any application. Petroduct smooth wall can also be manufactured with cable installed at the factory.



Features

- Manufactured from prime, pipe-grade HDPE resin and tested in-house to exceed UL standards
- Available in smooth interior wall.
- Offered empty or with pre-installed pull tape or rope (1,100–2,500 lb tensile strengths)
- Available with Petroflex UL CIC: choose factory-installed PNA-supplied cable or provide your own cable for sleeving in UL-listed conduit (via your local distributor)
- Pre-lubrication available with Petroflex's proprietary ProPull™ Lube to ease installation
- Sequential footage markings and UL-listed identification printed every two feet
- Custom print lines, including company name or logo, available upon request
- Packaged in coils or on lightweight steel reels (minimum order quantities may apply by size)
- Manufactured to ASTM D2447, D3035 (F2160), D1693, D3350, D3485 and NEMA TC7 Specifications
- UL 651B listed and UL 1990 compliant; meets NEC Article 353 requirements
- Special order options include paralleling 2, 3, or 4 colors on one reel for simplified installation

*R prefix to any part # indicates cut-to-length & does not change fit, form or function (i.e. RP150SCH40UL, RP125SCH80UL)

*CS or PS prefix to any part # indicates pre-installed cable in conduit & does not change fit, form or function (i.e. CSP200SCH40UL, PSP150SCH80UL)

SMOOTHWALL UL LISTED SPECIFICATIONS

SIZE	PRODUCT PART #	NOMINAL O.D.	MIN I.D.	MEAN WALL	WEIGHT LBS/FT
.75"	P075SCH40UL	1.050	0.784	0.133	0.1475
	P075SCH80UL	1.050	0.702	0.164	0.1880
	P075EPECBUL	1.050	0.854	0.088	0.1095
1.00"	P100EPEC-B	1.315	1.080	0.107	0.1672
	P100SCH40UL	1.315	1.009	0.143	0.2168
	P100SCH80UL	1.315	0.917	0.189	0.2754
1.25"	P125EPEC-B	1.660	1.374	0.133	0.2628
	P125SCH40UL	1.660	1.340	0.150	0.2931
	P125SCH80UL	1.660	1.232	0.201	0.3827
1.50"	P150EPEC-A	1.900	1.630	0.125	0.2871
	P150EPEC-B	1.900	1.579	0.141	0.3417
	P150SCH40UL	1.900	1.570	0.145	0.3500
	P150SCH80UL	1.900	1.452	0.200	0.4630
2.00"	P200EPEC-B	2.375	1.981	0.186	0.5268
	P200SCH40UL	2.375	2.027	0.164	0.4692
	P200SCH80UL	2.375	1.887	0.231	0.6408
2.50"	P250EPEC-B	2.875	2.397	0.226	0.7746
	P250SCH40UL	2.875	2.421	0.215	0.7400
	P250SCH80UL	2.875	2.257	0.293	0.9774
3.00"	P300EPEC-B	3.500	2.919	0.274	1.1437
	P300SCH40UL	3.500	3.016	0.229	0.9692
	P300SCH80UL	3.500	2.828	0.318	1.3092
4.00"	P400EPEC-B	4.500	3.753	0.353	1.8941
	P400SCH40UL	4.500	3.970	0.252	1.3851
	P400SCH80UL	4.500	3.746	0.357	1.9137

Smoothwall Petroduct™



Petroflex Petroduct™ smoothwall HDPE conduit is ideal for installation of cable or fiber in any underground application. Petroduct smoothwall is manufactured with a smooth inner wall and is available in many different sizes and color variations from quality HDPE Pipe Grade Resin with a smooth inner wall. Manufactured to ASTM D2447, D3035 (F2160), D1693, D3350, D2239 (ID controlled pipe only) and NEMA TC7 Specifications.

COMPARISON OF SCH WALLS TO SDR WALLS

PIPE SIZE	SCH MIN WALL	EQUAL SDR RATING
2" SCH40	.154"	15.4
2" SCH80	.218"	10.9
2-1/2" SCH40	.203"	14.2
2-1/2" SCH80	.276"	10.4
3" SCH40	.216"	16.2
3" SCH80	.300"	11.7
4" SCH40	.237"	19.0
4" SCH80	.337"	13.4

When equaling the two, the figures clearly show that there is no consistency between SCH wall thickness and SDR rating.

STANDARD DIMENSION RATIO (SDR)

SDR RATINGS ARE DIRECTLY PROPORTIONAL TO THE O.D. OF THE PIPE AS FOLLOWS:

$$\text{SDR} = \frac{\text{O.D.}}{\text{MIN. WALL}} \quad \text{OR MIN. WALL} = \frac{\text{O.D.}}{\text{SDR}}$$

THEREFORE: WALL THICKNESS WILL RANGE FROM .213" TO .239".

WE HAVE CLASSIFIED HDPE PIPE AS FOLLOWS:

SDR 15.5= LIGHT DUTY

SDR 13.5= REGULAR DUTY

SDR 11.0= HEAVY DUTY

NOTE: All pipe diameters with the same SDR in the same burial conditions have the same critical collapse, buckling and/or load bearing endurance. (Please reference Petroflex Technical Data.)

STANDARD SPECIFICATIONS FOR NEMA TC7

SIZE	PRODUCT PART #	NOMINAL O.D.	MIN I.D.	MEAN WALL	WEIGHT LBS/ FT
.75"	P075NTC7	1.050	0.910	0.070	0.0820
1.00"	P100NTC7	1.315	1.145	0.085	0.1280
1.25"	P125NTC7	1.660	1.440	0.110	0.2140
1.50"	P150NTC7	1.900	1.650	0.125	0.2820
2.00"	P200NTC7	2.375	2.045	0.155	0.4452
2.50"	P250NTC7	2.875	2.445	0.213	0.7440
3.00"	P300NTC7	3.550	3.042	0.226	0.9700



SMOOTHWALL LISTED SPECIFICATIONS

SIZE	PRODUCT PART #	SDR/SCH RATING	NOMINAL O.D.	MIN I.D.	MIN WALL	MAX WALL	WEIGHT LBS/FT	MEAN WALL	MEAN DENSITY
.50"	P050	13.5	0.840	0.676	0.062	0.082	0.0715	0.072	0.950
	P050	11	0.840	0.647	0.076	0.096	0.0839	0.086	0.950
	P050	SCH40	0.840	0.582	0.109	0.129	0.110	0.119	0.950
	P050	SCH80	0.840	0.506	0.147	0.167	0.1387	0.157	0.950
0.75"	P075	13.5	1.050	0.854	0.078	0.098	0.1095	0.088	0.950
	P075	11	1.050	0.820	0.095	0.115	0.1284	0.105	0.950
	P075	SCH40	1.050	0.784	0.113	0.133	0.1475	0.123	0.950
	P075	SCH80	1.050	0.702	0.154	0.174	0.1880	0.164	0.950
1.00"	P100	17	1.315	1.120	0.077	0.097	0.1382	0.087	0.950
	P100	15.5	1.315	1.105	0.085	0.105	0.1499	0.095	0.950
	P100	13.5	1.315	1.080	0.097	0.117	0.1672	0.107	0.950
	P100	11	1.315	1.036	0.120	0.140	0.1993	0.130	0.950
	P100	9	1.315	0.983	0.146	0.166	0.2339	0.156	0.950
	P100	7	1.315	0.889	0.188	0.211	0.2890	0.200	0.950
	P100	SCH40	1.315	1.009	0.133	0.153	0.2168	0.143	0.950
	P100	SCH80	1.315	0.917	0.179	0.199	0.2754	0.189	0.950
	P125	13.5	1.660	1.374	0.123	0.143	0.2628	1.330	0.950
	P125	11.5	1.660	1.332	0.144	0.164	0.3001	0.154	0.950
1.25"	P125	11	1.660	1.318	0.151	0.171	0.3123	0.161	0.950
	P125	9	1.660	1.248	0.184	0.206	0.3696	0.195	0.950
	P125	7	1.660	1.130	0.237	0.265	0.4576	0.251	0.950
	P125	SCH40	1.660	1.340	0.140	0.160	0.2931	0.150	0.950
	P125	SCH80	1.660	1.232	0.191	0.214	0.38217	0.203	0.950
	P150	15.5	1.900	1.615	0.123	0.143	0.3041	0.133	0.950
	P150	13.5	1.900	1.579	0.141	0.161	0.3417	0.151	0.950
	P150	11.5	1.900	1.530	0.165	0.185	0.3906	0.175	0.950
1.50"	P150	11	1.900	1.515	0.173	0.194	0.4065	0.183	0.950
	P150	9	1.900	1.428	0.211	0.236	0.4857	0.224	0.950
	P150	SCH40	1.900	1.570	0.145	0.165	0.3500	0.155	0.950
	P150	SCH80	1.900	1.452	0.200	0.224	0.4630	0.212	0.950
	P200	17	2.375	2.056	0.140	0.160	0.4318	0.150	0.950
	P200	15.5	2.375	2.029	0.153	0.173	0.4665	0.163	0.950
	P200	13.5	2.375	1.981	0.176	0.197	0.5268	0.186	0.950
	P200	11	2.375	1.891	0.216	0.242	0.6358	0.229	0.950
2.00"	P200	9	2.375	1.781	0.264	0.296	0.7590	0.280	0.950
	P200	7	2.375	1.614	0.339	0.380	0.9386	0.360	0.950
	P200	SCH40	2.375	2.027	0.154	0.174	0.4692	0.164	0.950
	P200	SCH80	2.375	1.887	0.218	0.244	0.6408	0.231	0.950

SMOOTHWALL LISTED SPECIFICATIONS

SIZE	PRODUCT PART #	SDR/SCH RATING	NOMINAL O.D.	MIN I.D.	MIN WALL	MAX WALL	WEIGHT LBS/FT	MEAN WALL	MEAN DENSITY
2.50"	P250	13.5	2.875	2.397	0.213	0.239	0.7746	0.226	0.950
	P250	11	2.875	2.288	0.261	0.293	0.9311	0.277	0.950
	P250	SCH40	2.875	2.421	0.203	0.227	0.7400	0.215	0.950
	P250	SCH80	2.875	2.257	0.276	0.309	0.9774	0.293	0.950
3.00"	P300	13.5	3.500	2.919	0.259	0.290	1.1437	0.274	0.950
	P300	11	3.500	2.788	0.318	0.356	1.3792	0.337	0.950
	P300	9	3.500	2.628	0.389	0.436	1.6461	0.412	0.950
	P300	7	3.500	3.016	0.216	0.242	0.9692	0.229	0.950
	P300	SCH40	3.500	3.016	0.216	0.242	0.9692	0.229	0.950
	P300	SCH80	3.500	2.828	0.300	0.336	1.3092	0.318	0.950
4.00"	P400	13.5	4.500	3.753	0.333	0.373	1.8941	0.353	0.950
	P400	11	4.500	3.584	0.409	0.458	2.2832	0.434	0.950
	P400	9	4.500	3.380	0.500	0.560	2.7224	0.530	0.950
	P400	7	4.500	3.146	0.643	0.720	3.3650	0.681	0.950
	P400	SCH40	4.500	3.970	0.237	0.265	1.3851	0.252	0.950
	P400	SCH80	4.500	3.746	0.337	0.337	1.9137	0.357	0.950
Size	PRODUCT PART #	SIDR RATING	NOMINAL O.D.	MIN I.D.	MIN WALL	MAX WALL	WEIGHT LBS/FT	MEAN WALL	MEAN DENSITY
4.00"	P400	11.5	4.727	3.991	0.347	0.389	2.0758	0.368	0.950
SIZE	PRODUCT PART #	SDR/SCH RATING	NOMINAL O.D.	MIN I.D.	MIN WALL	MAX WALL	WEIGHT LBS/FT	MEAN WALL	MEAN DENSITY
5.00"	P500	13.5	5.563	4.639	0.412	0.461	2.8983	0.437	0.950
	P500	11	5.563	4.430	0.506	0.567	3.4863	0.536	0.950
	P500	9	5.63	4.179	0.618	0.692	4.1594	0.65	0.950
	P500	SCH40	5.63	4.985	0.258	0.289	1.8750	0.274	0.950
	P500	SCH80	5.63	4.723	0.375	0.420	2.6598	0.398	0.950
6.00"	P600	13.5	6.625	5.526	0.491	0.550	4.1075	0.520	0.950
	P600	11	6.625	5.5276	0.602	0.674	4.9422	0.638	0.950
	P600	9	6.625	4.977	0.736	0.824	5.8988	0.780	0.950
	P600	7	6.625	4.504	0.946	1.060	7.2659	1.003	0.950
	P600	SCH40	6.625	5.997	0.280	0.3414	2.4317	0.297	0.950
	P600	SCH80	6.625	5.657	0.432	0.484	3.6545	0.458	0.950



■ Corrugated Petroduct™



For specialized installation of cable, PetroDuct™ Corrugated Duct provides superior friction reduction and flexibility. Manufactured from quality High Density Polyethylene, PetroDuct™ Corrugated Duct offers maximum flexibility in tight turns combined with light weight and superior economy. PetroDuct™ Corrugated affords maximum pulling ease and lubrication effectiveness when installed with ProPull™ Lube.

Features

- Corrugated Wall
- Packaged on light weight steel reels or coils. Coils may be shrink wrapped and palletized.
- Pre-installed with 1100# PullTape™
- Available in standard colors: Black (UV), Orange or Red

*R prefix to any part # indicates cut-to-length & does not change fit, form or function (i.e. RPC100, RPC125, RPC150, RPC200)

* Not designed for direct bury

STANDARD SPECIFICATIONS CORRUGATED PETRODUCT™

SIZE	PRODUCT PART #	NOMINAL O.D.	MIN I.D.	MEAN WALL	WEIGHT LBS/FT	MEAN DENSITY
1.00"	PC100	1.31	1.00	0.040	0.0765	0.950
1.25"	PC125	1.54	1.25	0.040	0.1030	0.950
1.50"	PC150	1.90	1.57	0.040	0.1251	0.950
2.00"	PC200	2.37	2.04	0.040	0.1754	0.950

Toneable Petroduct™

Our toneable conduit is crafted from high-density polyethylene (HDPE) resin in accordance with ASTM D3350 standards, featuring a locatable 18 ga AWG Copper Clad Steel conductor. This conduit is ideal for tracing dielectric optical fiber cables within HDPE conduits, offering reliable future locatability for your underground systems.

Available in various pipe sizes that meet or exceed ASTM F 2160, including 1.25", 1.5", 2". All standard colors available.



Features

- Detectable with standard locating tools for efficient identification.
- Easy detection.
- Locatable technology.
- Designed for empty conduits or those containing dielectric optical fiber cables.
- Available in extended lengths, reducing the need for frequent splicing.

AWG	NOMINAL DIAMETER	MINIMUM COPPER THICKNESS	NOMINAL ELECTRICAL CONDUCTIVITY	MAXIMUM DC RESISTANCE (0/1000')	NET WEIGHT (LBS/1000')
18	0.0403"	0.0007"	21%	30.64	4.1

WIRE HARDNESS	MINIMUM BREAKING LOAD (LBF)	MINIMUM TENSILE STRENGTH (PSI)	MAXIMUM TENSILE STRENGTH (PSI)	MINIMUM WIRE ELONGATION
hs	138	108779	130534	1%

■ Large Diameter

Petroduct smoothwall HDPE conduit is ideal for installation of cable or fiber in any underground application. Corrosion & chemical resistant, HDPE is lightweight but exceptionally durable for demanding site applications.

Features

- Made from Prime HDPE Pipe Grade Resin
- Smooth inner wall
- Specified printline/markings every two feet Manufactured to ASTM D2447, D3035(F2160), D1693, D3350 and NEMA TC7 Specifications
- RUS listed
- Large diameter is stocked in 50' lengths.
- Joint pipe only 8" & larger.
- Custom lengths available upon request.
- Standard Color is black (striping available)
- Additional specifications and colors available upon request (minimum order quantities will apply).



STANDARD SPECIFICATIONS LARGE DIAMETER

SIZE	PRODUCT PART #	NOMINAL O.D.	MIN I.D.	MEAN WALL	WEIGHT LBS/ FT
8.00"	P800SDR7	8.6250	6.0130	1.3060	12.35850
	P800SDR9	8.6250	6.5930	1.0155	9.9880
	P800SDR11	8.6250	6.9630	0.830	8.3590
	P800SDR13.5	8.6250	7.2710	0.6775	6.9390
	P800SDR15.5	8.6250	7.4450	0.5730	6.1000
	P800SDR17	8.6250	7.5490	0.5375	5.5970
	P800SDR21	8.6250	7.7540	0.4355	4.5910
	P800SDR26	8.6250	7.9220	0.3520	3.7440
	P800SDR32.5	8.6250	8.0620	0.2810	3.0120
SIZE	PRODUCT PART #	NOMINAL O.D.	MIN I.D.	MEAN WALL	WEIGHT LBS/ FT
10.00"	P1000SDR7	10.7500	7.4900	1.6300	19.2340
	P1000SDR9	10.7500	8.2200	1.2650	15.5244
	P1000SDR11	10.7500	8.6780	1.0355	12.9830
	P1000SDR13.5	10.7500	9.0620	0.8440	10.7740
	P1000SDR15.5	10.7500	9.2800	0.7350	9.4900
	P1000SDR17	10.7500	9.4090	0.6705	8.6950
	P1000SDR21	10.7500	8.6600	0.5450	7.1961
	P1000SDR26	10.7500	9.8700	0.4400	5.8695
	P1000SDR32.5	10.7500	10.0500	0.3500	4.7097
SIZE	PRODUCT PART #	NOMINAL O.D.	MIN I.D.	MEAN WALL	WEIGHT LBS/ FT
12.00"	P1200SDR7	12.7500	8.8890	1.9305	27.0250
	P1200SDR9	12.7500	9.7470	1.5015	21.8528
	P1200SDR11	12.7500	10.2930	1.2285	18.3135
	P1200SDR13.5	12.7500	10.7480	1.0010	15.2168
	P1200SDR15.5	12.7500	11.0060	0.8720	13.4013
	P1200SDR17	12.7500	11.1600	0.7950	12.2972
	P1200SDR21	12.7500	11.4630	0.6435	10.0799
	P1200SDR26	12.7500	11.7100	0.5200	8.2284
	P1200SDR32.5	12.7500	11.9180	0.4160	6.6387

Petrorib™

For specialized installation of underground cable, including fiber and optics, PetroRib™ conduit provides superior friction reduction and flexibility. Manufactured from quality High Density Polyethylene resin, PetroRib™ offers maximum strength and adaptability on long pulls with numerous turns and elevation changes. PetroRib™ also affords superior pulling ease and lubrication effectiveness when installed with ProPull™ Lube.


Features

- Made with American HDPE Pipe Grade Resin
- Ribbed inner wall
- Available with pre-installed tape or as empty duct
- Available pre-lubricated with Petroflex's own ProPull™ Lube
- Sequential footage markings every two feet
- Packaged on lightweight steel reels or in coils
- Manufactured to ASTM D2447, D3035, D3485, D2239, F2160 and NEMA TC7 Specifications
- Available in solid colors and/or striping

*R prefix to any part # indicates cut-to-length & does not change fit, form or function (i.e. RPR100SDR13.5, RPR150SDR13.5)



CABLEGUARD®



CABLEGUARD® is an assembly of electrical or communication cables within a continuous flexible high density polyethylene duct. The cables are inserted into the duct during the manufacturing process permitting lengths up to 10,000' per reel. Almost any size or type of cable can be furnished in ducts ranging from 1/2" to 3".

Providing an effective, low-cost method of protecting cables installed underground. The cable is protected from damage during installation, backfill, the effects of soil chemicals, and rodents. There are no joints or couplings to leak or fail, and when future system improvements are required, the cables can be removed and replaced without re digging an expensive trench.

Polyethylene Resin is a prime and natural high density polyethylene copolymer used in the manufacturing of CABLEGUARD®, and meets or exceeds material requirements outlined in NEC Code - Article 353, ASTM F2160, ASTM D3485, and NEMA TC-7. This compound balances ESCR, stiffness, and molecular weight to provide required toughness and crush strength.

- Lowest Cost underground cable installation method
- Installs quickly off a reel, much like cable
- Gopher Resistant
- Can be plowed or directionally bored
- Very long cable & conduit life
- Chemical & water resistant
- Can be installed at very low temperatures
- Low coefficient of friction
- Crush & crack resistant
- Very high stress crack resistance

**Because the hardest day in a cable's life is
the day it's installed.**

Extensively For:


- Service of oil field equipment
- Feeders for irrigation services and center pivot machines
- Underground utility distribution services, both low and medium voltage
- Highway lighting
- Telecom and coax systems to the home
- Wind-power systems and networks
- Commercial and industrial services and lighting



**COAX
CABLEGUARD®**



**ELECTRICAL
CABLEGUARD®**



**FIBER OPTIC
CABLEGUARD®**

Propull™ Lube

ProPull™ Lube, exclusively manufactured by PetroFlex, is a high-performance cable lubricant designed for use in all types of duct, including smooth, corrugated, and ribbed. It provides complete, non-separating dispersion, ensuring consistent lubrication throughout cable installation.

- Temperature Range: Effective from 20°F to 250°F.
- Material Compatibility: Safe for use with fiberglass, PVC, steel, and HDPE ducts.
- Stable Formula: Does not evaporate, crystallize, or deteriorate over time.
- Application: Can be applied during extrusion for 360° full-coverage pre-lubing.
- Bulk Availability: Offered in 5-gallon pails and 1-gallon containers for field use.
- Specialized Formula: Contains a long-chain polymer gel designed for efficient cable installation in HDPE duct.

ProPull™ Lube is formulated for durability, stability, and ease of use, ensuring smooth cable installation in diverse environments.

EASY TO USE

ProPull™ Lube is easily applied directly to the cable. However, on very long or difficult pulls, the use of a sponge spreader or lubricant applicator is desirable.

LUBRICATES PLASTICS

The surfactant used in ProPull™ Lube causes the lube to Completely coat and cling to HDPE cable jackets and duct. This characteristic, in conjunction with the viscosity of the polymer gel, helps carry the lube completely through the duct.

NON - DRYING

ProPull™ Lube will not dry out on long pulls or under excessive heat conditions. The solids content of ProPull™ Lube is less than 0.6%. Other gel cable lubes can be as much as 5.0% solids. ProPull™ Lube contains virtually no solids and maintains stability to over 250°F.

WILL NOT HARM CABLES

ProPull™ Lube does not contain any silicone since there is evidence that silicone contributes to stress cracking of HDPE. Long period contact with highly plasticized materials such as polyvinyl chloride (PVC) should be avoided since silicone fluids leach out the plasticizer, causing shrinkage and hardening of the plastic. ProPull™ Lube contains only cosmetic grade chemicals which have no effect on HDPE or other common cable sheath materials.

NON - TOXIC

ProPull™ Lube is non-toxic and non-hazardous to the environment. Its PH has been adjusted to neutral. The only danger is from lube spilled on non-absorbent surfaces. All spills should be covered or cleaned immediately. As with any industrial chemical, prolonged or repeated contact with eyes and skin should be avoided to prevent irritation. Eyes and skin should be flushed with water immediately after contact.



QUANTITY

The recommended quantities of lubricant are calculated based on size and length of duct. Since the final coefficient of friction is dependent on the type of duct, rope, cable and lubricant, the quantities recommended are for an average pull. Use the following formula or refer to the table below:

$$Q = .001 \times L \times D$$

WHERE:

Q = QUANTITY IN GALLONS

L = LENGTH OF PULL IN FEET

D = INSIDE DIAMETER OF DUCT

QUANTITY OF PROPULL™ IN GALLONS

DUCT SIZE	500'	1,000'	2,000'	3,000'	4,000'	5,000'
1"	.50	1.00	2.00	3.00	4.00	5.00
1-1/4"	.60	1.25	2.50	3.75	5.00	6.25
1-1/2"	.75	1.50	3.00	4.50	6.00	7.50
2"	1.00	2.00	4.00	6.00	8.00	10.00
2-1/2"	1.25	2.50	5.00	7.50	10.00	12.50
3"	1.50	3.00	6.00	9.00	12.00	15.00
4"	2.00	4.00	8.00	12.00	16.00	20.00
5"	2.50	5.00	10.00	15.00	20.00	25.00
6"	3.00	6.00	12.00	18.00	24.00	30.00

TEST: COEFFICIENT OF FRICTION

The coefficient of friction (COF) is dependent on the type of duct, rope, cable, cable jacket and type and quantity of lubricant. With a given COF, the layout of the duct becomes the biggest factor in pulling tension. Assuming a sample length of 200 feet, if the duct arcs only one foot every 30 feet, this represents 19° bend every 30 feet, or over 126° for 200 feet. A calculation error now becomes apparent, emphasizing the complexity in determining the contributing factors in even short pulling distances. ProPull™ Lube was tested during a power cable installation in a residential area. Severe conditions encountered in the 36-inch-deep, 8-inch-wide trench included rocky soil, numerous driveway bores, a major road traffic load crossing and an approximate 25-foot incline with several duct routings. Other challenging aspects were multiple side-of-trench variations. The power pole to transformer cable pull was 353 feet and Exceeded 940° duct variations. Using 2-inch ID pre-lubed PetroDuct™ and ProPull™ Pulling Rope pre-installed at the factory, the alum-2AWG STR cable was pulled without any external assistance at the rate of 50 feet per minute. Three gallons of ProPull™ Lube were used on the cable as it was pulled. In summary, cable type, duct type and total degrees of bend in the duct layout.

MSDS Available on request.

NOTE: On very straight runs, half of the above recommended quantities may be sufficient. On very difficult pulls, twice the recommended amount may be required.

Pull Tape

POLYESTER FIBER PULL TAPE

Produced using high tensile, high tenacity, low shrink polyester fibers. This is the most competitively priced high tensile strength pull tape. This product is available with a silicone lubricant, which is compatible with the lubricant used in the manufacture of innerduct, and greatly reduces the possibility of burn-through. The tapes are also available with printed sequential footage markings for accurate measurements.

PART #	CONSTRUCTION	TENSILE/LBS/KG
WP1100	WOVEN	1100/49
WP1250	WOVEN	1250/567
WP1800	WOVEN	1800*816
WP2500	WOVEN	2500/1134
WP6000	WOVEN	6000/2722

Trace Tape

Trace Tape incorporates a solid corrosion resistant copper conductor into our industry leading Pull Tape products. The result is a multi-functional product used for locating, pulling and measuring your duct and fiber. Simply direct a radio signal on to the Trace Tape and follow conventional locating procedures.

Trace Tape is available in polyester constructions of Pull Tape with tensile strengths up to 6000 lbs. Since our Pull Tape products have the lowest shrink factors in the industry, Trace Tape is extrusion friendly and can be pre-inserted by the duct manufacturer or blown into the duct at the job site. All Trace Tapes are furnished with printed sequential footage markings for accurate measurements and factory pre-lubricated for easy pulling with no duct burn-through as with rope products.

Conductor Size Data

AWG	22 SOLID BARE COPPER
DIAMETER	.0253 NOMINAL
MAX VOLTAGE	300 V
TENSILE STRENGTH	34,000 LB/N
RESISTIVITY*	16.2 OHMS/mft

Insulation Data

TYPE	HIGH DENSITY POLYETHYLENE (HDPE)
COLOR	ORANGE
THICKNESS	.010" NOMINAL
DIELECTRIC CONSTANT	2.31 @ 1 MHZ

*RESISTANCE VALUES BASED ON COPPER OF 100% CONDUCTIVITY @ 20 DEGREES C.

PART #	DESCRIPTION
ROP-WP1250TT1	1250# POLYESTER PULL TAPE W/SINGLE TRACER WIRE
ROP-WP1250TT2	1250# POLYESTER PULL TAPE W/DOUBLE TRACER WIRE
ROP-WP1800TT1	1800# POLYESTER PULL TAPE W/SINGLE TRACER WIRE
ROP-WP1800TT2	1800# POLYESTER PULL TAPE WITH/DOUBLE TRACER WIRE

■ Missile Line Carrier

Available in 1" through 8" sizes. High grade durable polyurethane construction offers the highest friction resistant material in plyable form.

We also carry a full line of

- End Caps
- Multistep Caps
- Duct Plugs
- Transition & Termination Fittings
- Repair & Compression Couplings



■ Terminal Adapters

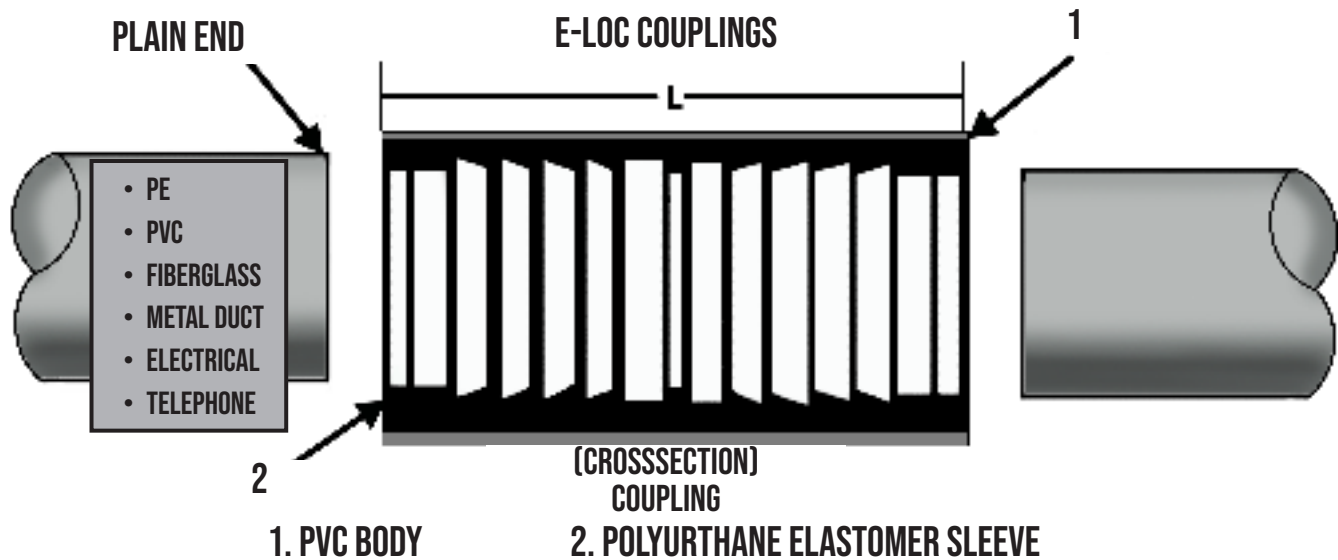
Electrical Terminal Adapters join fiber optic innerduct to assorted cabinets. Featuring a weather resistant seal that protects the innerduct and cable from kinks and cabinet termination against environmental intrusions. Hand installation; no tools required.

PART #	SIZE
COUP-ETA-084	0.50"
COUP-ETA-105	0.75"
COUP-ETA-131	1.00"
COUP-ETA-166	1.25"
COUP-ETA-190	1.50"
COUP-ETA-237	2.00"



E-LOC® Couplings

E-Loc® Couplings feature a strong PVC outer shell with a flexible polyurethane elastomer inner sleeve for smooth wall and corrugated joint applications of the same or dissimilar duct material. E-Loc® Couplings provide a watertight and airtight connection that will not separate under normal installation. Available in 3/4" to 6" in standard Iron Pipe Sizes (IPS) plus 1" and 1-1/4" corrugated.



JOINTING SYSTEM FOR:

- DUCTS WITH STANDARD OUTSIDE DIAMETERS
- JOINTING DUCT OF DISSIMILAR MATERIALS
- ELIMINATION OF SOLVENT WELDED JOINTS
- PRESSURE TIGHT SEAL TO ELIMINATE INFILTRATION

U.S. PATENT NO. 5180197

Double E-LOC® Couplings


The Double E-Loc® Coupling was developed for joining both smooth and ribbed HDPE duct, specifically for pneumatic methods of cable placement. These duct systems require both air and watertight integrity. The joints are usually located in vaults, manhole or hand holes, where they are unrestrained. The standard E-Loc® coupling is pressure tight to internal pressures above 200 psi when restrained or buried, but the Double E-Loc® can maintain these pressures unrestrained. The Double E-Loc® coupling is also reusable.



Superior Products for the irrigation, electric utility, telecommunications, data/voice, renewable energy (wind & solar), and cable television markets.



**Explore more solutions
from Petroflex.**



Petroflex

**To learn more about our
entire organization, visit
our parent company,
Arcane Industries.**



Arcane



Petroflex North America, LTD
1305 North Interstate 35
P.O. Box 1356
Gainesville, TX 76240
Toll Free (800) 433-5711 | Local (940) 668-7283
petroflexna.com